







Active Reading Strategies

Use these strategies in EVERY class for EVERY text you read. ☺

1. Take a **look**—skim your reading material, paying special attention to headings, emphasized text, images and graphs. 
2. **Underline** key words and important information that help you understand the author's purpose and/or main idea of the text.
3.  **Circle** and **define** ANY unfamiliar words or phrases—use a dictionary or internet search if available or use context clues.
4. **Record** your **reactions, thoughts and questions** as you read in the margin of the text or on a post-it-note.  
5. Always ask yourself, *Who, What, Where, When, Why and How* while reading a good way to remember to do this is to complete the mnemonic **SOAPSTONE**:
S- Speaker (author);
O- Occasion (what's happening in the world that motivated the writer to write);
A -Audience (to whom is the writing addressed);
P- Purpose (author's purpose: to inform, to entertain, to explain, to argue, to critique...);
S- Subject (main idea of the writing;
T- Tone (author's attitude)

ALWAYS Remember to Think and to Read with a pencil!!

